



<https://youtu.be/-hH0tKJGJ4k>

Film 101

Reap Project

Where your film begins




Table of contents

01

Creative
Process

04

Scripts
Storyboards

02

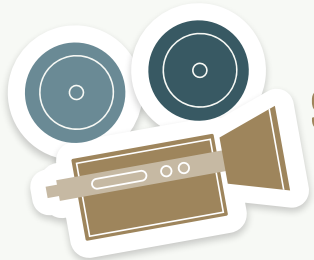

Types of
Films

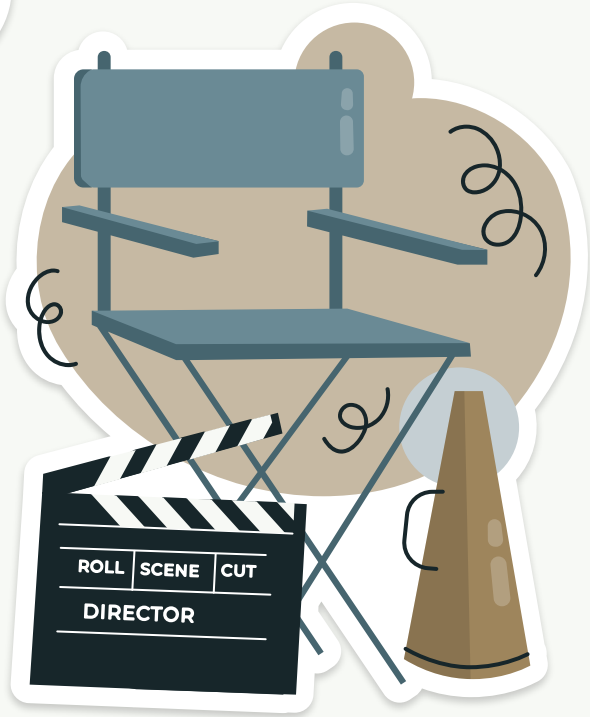
05

Tips for
Iphone

03

Shots





01

What movie are you
making?



Tried and True Methods



Watch Short Films

"Good artists borrow,
great artists steal."
-Pablo Picasso



Focus on a Moment

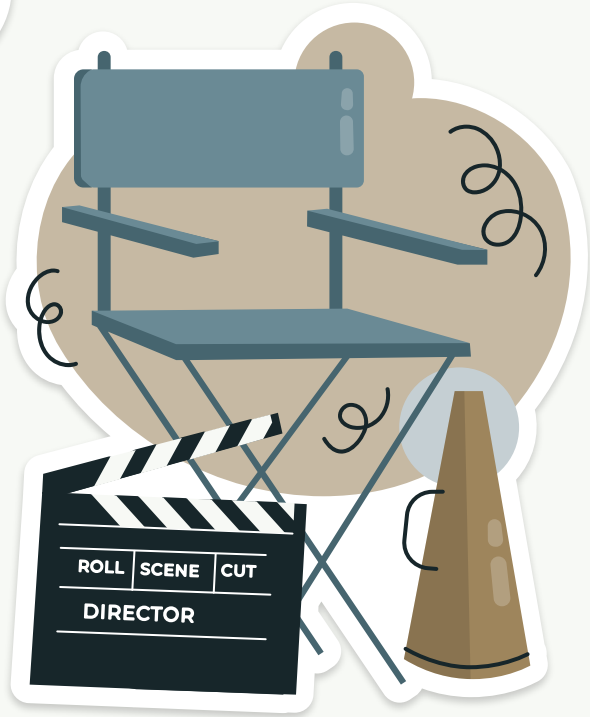
A good short film often
revolves around a
single incident, with a
clear emotional arch.





Spark Inspiration

- ★ In Relation to Lockdown
- ★ How did you spend your days?
- ★ Something you liked about it?
- ★ Something you hated about remote learning.
- ★ Something you missed during it.
- ★ Something you miss now from that time.
- ★ Did something good happen to you or your family?
- ★ Did something bad happen to you or your family?
- ★ How do you feel you changed?
- ★ What do you want people in the future to know?
- ★ Did something bad or sad happen to you or your family?




02


What type of movie
are you making?



Types of Movies



Documentary



Horror



Coming of Age



Action



Comedy



Drama

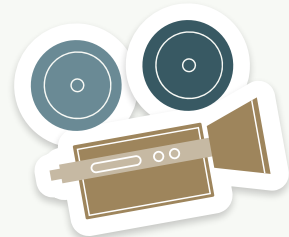


Documentary



Real-life stories, events, and issues are explored through a factual and informative lens.

- Factual Narration
- Interviews and Testimonials





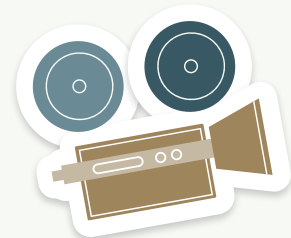
Horror



Heart-pounding fear and suspense surface as characters face the unknown and supernatural.



- Scary Atmosphere
- Dutch angle

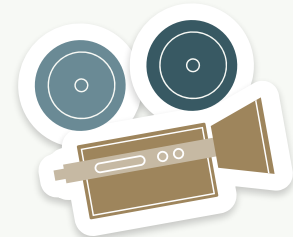


Coming of Age




A movie focused on a child or teenager's transition from childhood to young adulthood

- Quirky main characters
- Experiencing things for first time

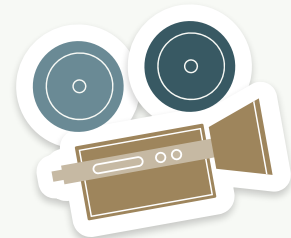


Action



Intense, fast sequences and thrilling stunts drive the narrative in this adrenaline-pumping genre.

- High-Stakes Conflict
- Heroic Protagonist

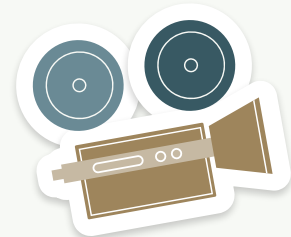




Comedy



Emphasizes humour, aims to make the audience laugh. Uses witty humour and slapstick.

- Humorous Situations
- Quirky Characters

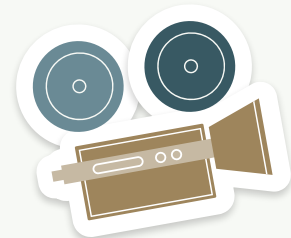


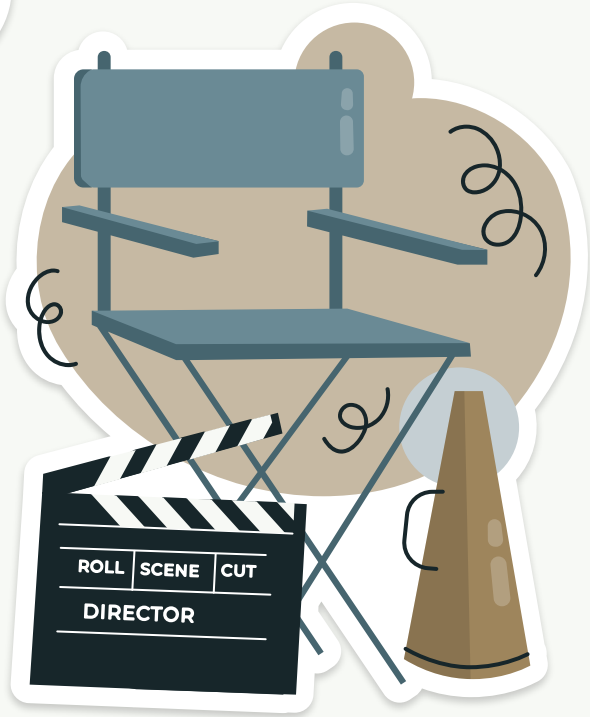
Drama



Emotionally charged stories explore the complexities of human relationships and experiences.

- Emotional Narrative
- Tension Building





03

Shot Types



Extreme Close Up

Close Up

Loose Close Up

Tight Medium Shot

Medium Shot

Medium Full Shot

Full Shot



Shot Sizes

- Wide Shot (and extreme wide shot)
- Full Shot
- Medium Shot
- Close Up
- Extreme Close Up





Shot Sizes

Wide Shot (and extreme wide shot)

Shows the entire person and their surroundings.
Demonstrates that the character is overmatched and overwhelmed by their world.





Shot Sizes

Full Shot

Character's body is framed head to toe. Allows the audience to see both body language and facial expressions.



Shot Sizes

Medium Shot

A waist shot captured mid distance from the subject. Visual glue of a movie.




A close-up shot of a woman with dark, wavy hair and a red top. The shot is framed by a white border.

Shot Sizes

Close Up Shot



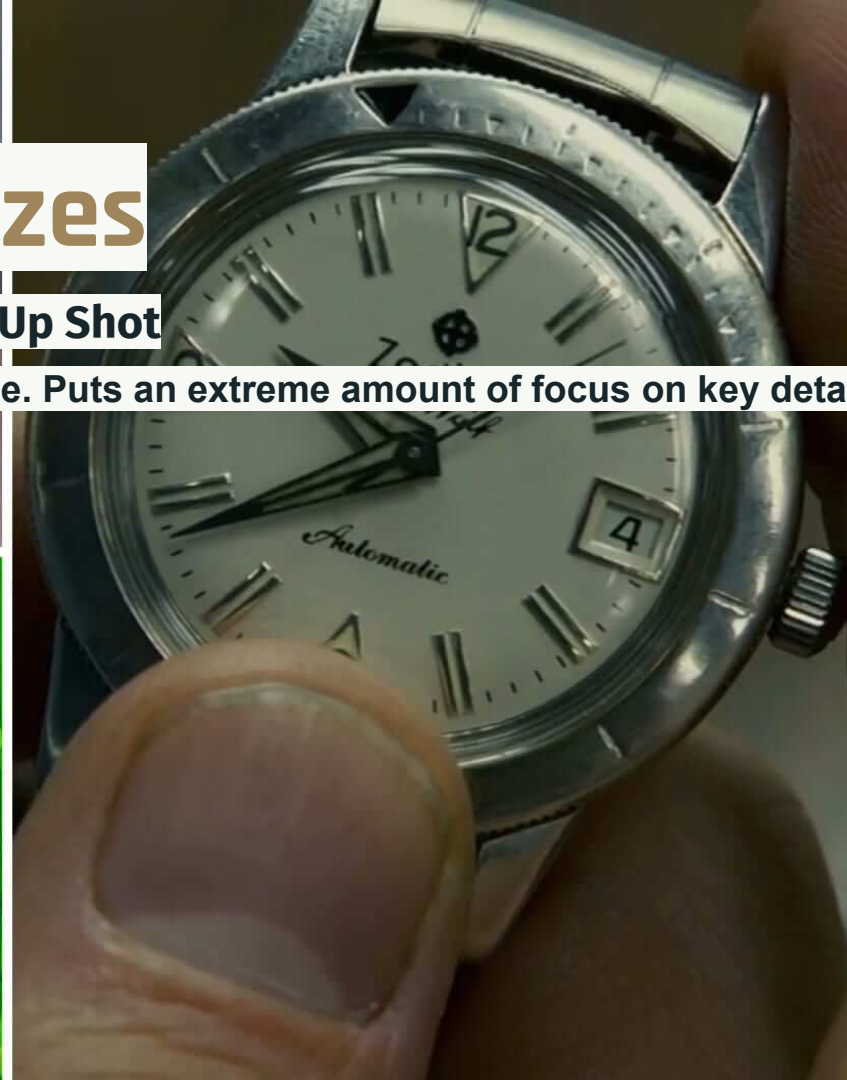
Taken at close range to show detail. Shoulders to top of head. Emotional connection between audience and character.

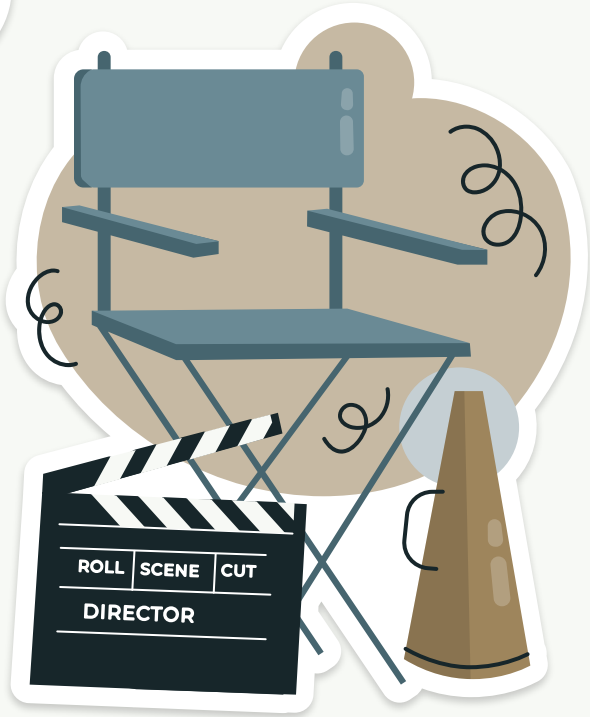


Shot Sizes

Extreme Close Up Shot

Framed very close. Puts an extreme amount of focus on key details.






04

Script & Storyboard




A collection of decorative, hand-drawn swirls in a light brown color, scattered across the top of the page.

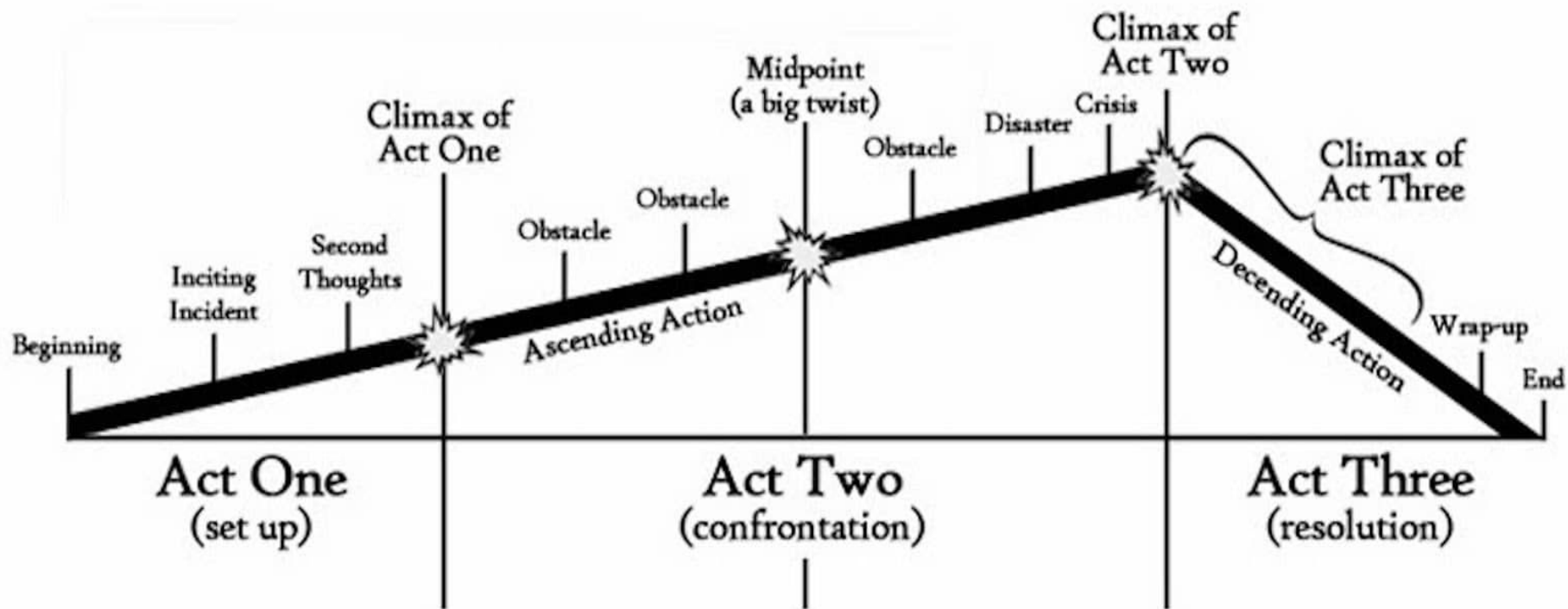
Script

A single decorative swirl on the left side of the text block.

A movie script is a written document that details all of the narrative and visual elements for a feature-length or short movie.

A single decorative swirl on the right side of the text block.

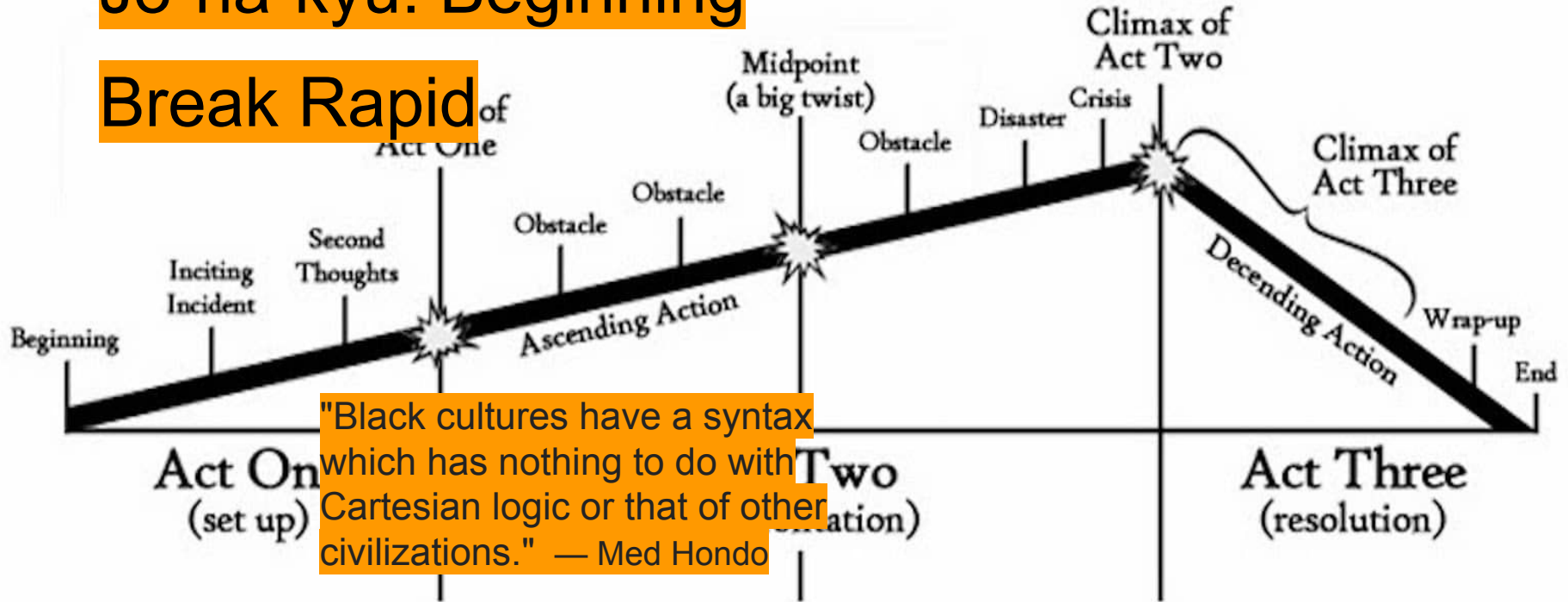
Three-Act Structure



Three-Act Structure

Jo-ha-kyū: Beginning

Break Rapid



Scriptin'



1. Get a main idea - The Framework:
Setting, Characters, Theme, Problem, Solution
2. Word Dump - Write down all ideas, create an arc
3. Format script - Put into chronological order

A script needs locations, character dialogue, and action!



SEQ. 0100 - THE ALTERNATE SPIDER-MAN "TAS"

WE BEGIN ON A COMIC.

The cover asks WHO IS SPIDER-MAN?

SPIDER-MAN (V.O.)
*Alright, let's do this one last
time. My name is Peter Parker.*

QUICK CUTS of a BLOND PETER PARKER

Pulling down his mask...a name tag that reads "Peter Parker"...various shots of Spider-Man IN ACTION.

SPIDER-MAN (V.O.)
*I was bitten by a radioactive
spider and for ten years I've been
the one and only Spider-Man. I'm
pretty sure you know the rest.*

UNCLE BEN tells Peter:

UNCLE BEN (V.O.)
*With great power comes great
responsibility.*

Uncle Ben walks into the beyond.

SPIDER-MAN (V.O.)
*I saved a bunch of people, fell in
love, saved the city, and then I
saved the city again and again and
again...*

Spiderman saves the city, kisses MJ, saves the city some more. The shots evoke ICONIC SPIDER-MAN IMAGES, but each one is subtly different, somehow altered.

SEQ. 0100 - THE ALTERNATE SPIDER-MAN "TAS"

Act

WE BEGIN ON A COMIC.

Scene Heading

The cover asks WHO IS SPIDER-MAN?

Action

SPIDER-MAN (V.O.)
*Alright, let's do this one last
time. My name is Peter Parker.*

Character

QUICK CUTS of a BLOND PETER PARKER

Pulling down his mask...a name tag that reads "Peter Parker"...various shots of Spider-Man IN ACTION.

Dialogue

SPIDER-MAN (V.O.)
*I was bitten by a radioactive
spider and for ten years I've been
the one and only Spider-Man. I'm
pretty sure you know the rest.*

Parenthetical

UNCLE BEN tells Peter:

UNCLE BEN (V.O.)
*With great power comes great
responsibility.*

Transition

Uncle Ben walks into the beyond.

Shot

SPIDER-MAN (V.O.)
*I saved a bunch of people, fell in
love, saved the city, and then I
saved the city again and again and
again...*

Text

Spiderman saves the city, kisses MJ, saves the city some more. The shots evoke ICONIC SPIDER-MAN IMAGES, but each one is subtly different, somehow altered.

Act

Scene Heading

Action

Character

Dialogue

Parenthetical

Transition

Shot

Text

SEQ. 0100 - THE ALTERNATE SPIDER-MAN "TAS"

WE BEGIN ON A COMIC.

The cover asks WHO IS SPIDER-MAN?

SPIDER-MAN (V.O.)

Alright, let's do this one last time. My name is Peter Parker.

QUICK CUTS of a BLOND PETER PARKER

Pulling down his mask...a name tag that reads "Peter Parker"
Various shots of Spider-Man IN ACTION.

SPIDER-MAN (V.O.)

I was bitten by a radioactive spider and for ten years I've been the one and only Spider-Man. I'm pretty sure you know the rest.

UNCLE BEN tells Peter:

UNCLE BEN (V.O.)

With great power comes great responsibility.

Uncle Ben walks into the beyond.

SPIDER-MAN (V.O.)

I saved a bunch of people, fell in love, saved the city, and then I saved the city again and again and again...

Spiderman saves the city, kisses MJ, saves the city some more. The shots evoke ICONIC SPIDER-MAN IMAGES, but each one is subtly different, somehow altered.



office
Film & TV
01 | 04 | 24 06:22 PM

SHARE

Collaborators 3

Script office

Drafts 1

Beat Sheet

Storyboard

Catalog

Cast & Crew

Budget

Schedule

Files & Media



B I U

100%

Connected Network Alliance Ad

By

Marc, Udi, Etta, Colby

Based on

Writing: 00:00:06 Thinking: 00:04:25

Format: Webpage, Complete

British Columbian Natives.


- [first lines]
- Peter Parker / Spider-Man [narrating]: Alright, let's do this one last time. My name is Peter Parker. I was bitten by a radioactive spider, And for ten years, I've been the one and only Spider-Man. I'm pretty sure you know the rest.
- Ben Parker: With great power, comes great responsibility.
- Peter Parker [narrating]: I saved a bunch of people, fell in love, saved the city, and then I saved the city again, and again and again, and again. And I did, uh... I did this. [cuts to Peter doing the dance from Spider-Man 3] We don't really talk about this. Look, I'm a comic book, I'm a cereal, did a Christmas album. I have an excellent theme song.
- TV show: Spider-Man, Spider-Man...
- Peter Parker [narrating]: And a... a so-so popsicle. I mean, I've looked worse. But after everything, I still love being Spider-Man. So no matter how many hits I take, I always find a way to get back up. The only thing standing between this city and oblivion is me. The

LOCATION.


DIALOGUE. ACTION.



Storyboard



A graphic representation of how your story will be told. Includes what the shot will look like, what the audio consists of, and shot length.



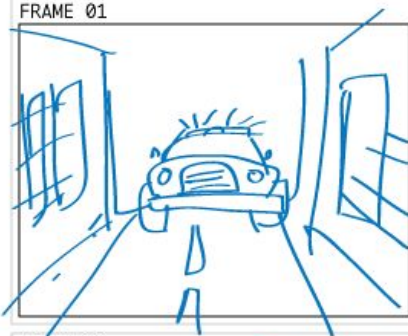
A graphic representation of how your story will be told. Includes what the shot will look like, what the audio consists of, and shot length.



A graphic representation of how your story will be told. Includes what the shot will look like, what the audio consists of, and shot length.

TITLE: EASY LICENSING by SONGI.FY

FRAME 01



ACTION

POLICE CAR SPEEDS TOWARD
CAMERA

VOICEOVER

EVER WANTED TO USE YOUR
FAVORITE SONG AS A SOUNDTRACK?

FRAME 02



ACTION

POLICE ARRIVES AT YOUR HOUSE.

VOICEOVER

COP: YOU'RE COMING WITH ME
BUSTER.
HERO: WAIT, WHAT?

FRAME 03



ACTION

COP SPEAKING

VOICEOVER

YOU SHOULD HAVE USED
SONGI.FY!

PRODUCTION:

ASPECT RATIO:

DATE:

PAGE:

Scene:

Shot:

Audio:

Scene:

Shot:

Audio:

Scene:

Shot:

Audio:

Scene:

Shot:

Audio:

Scene:



Shot:

Audio:

Scene:

Shot:

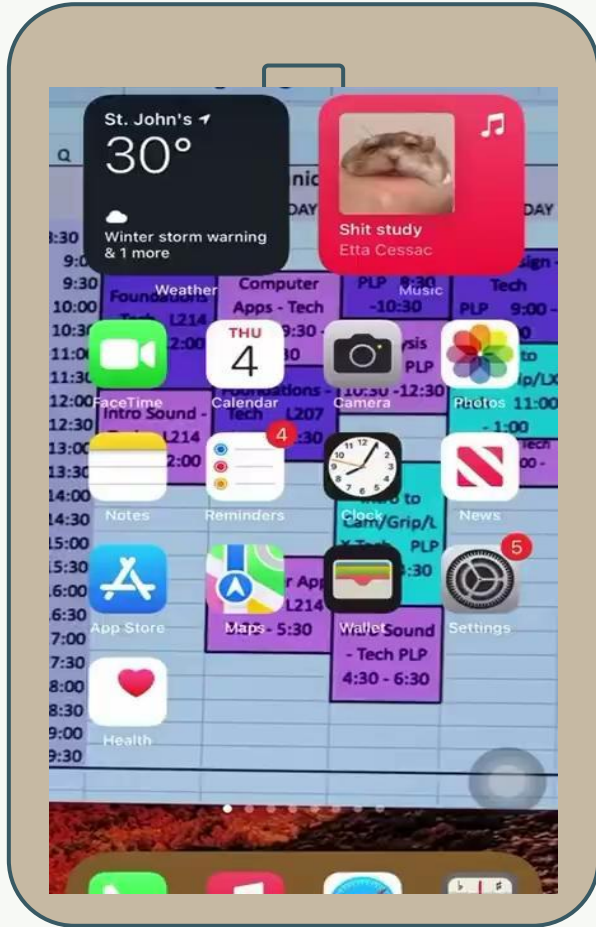
Audio:




05

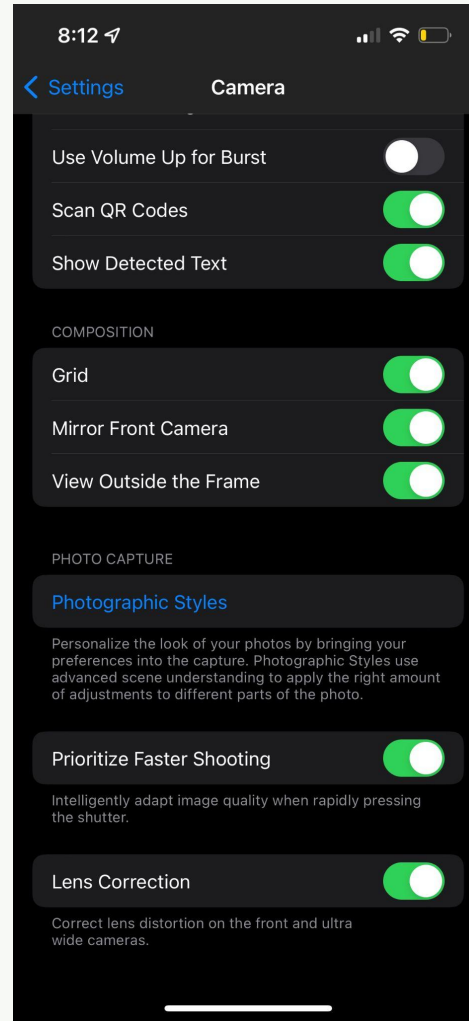
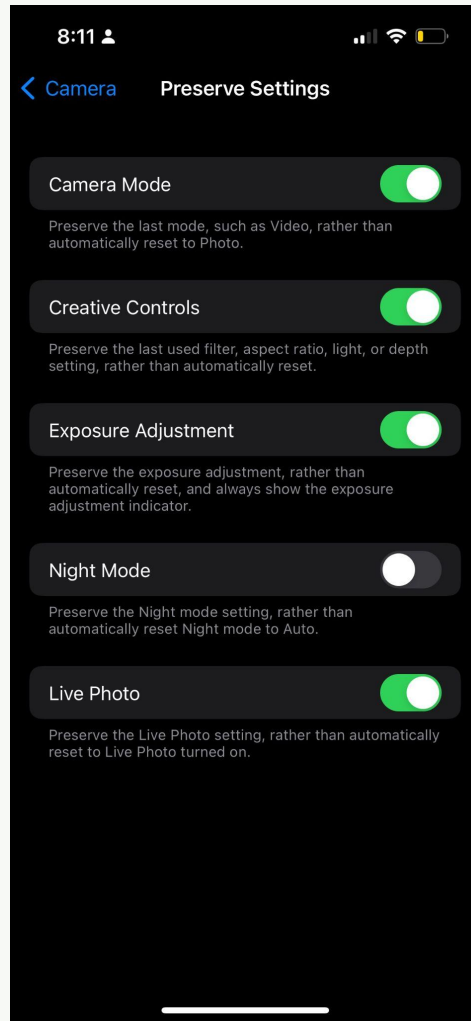
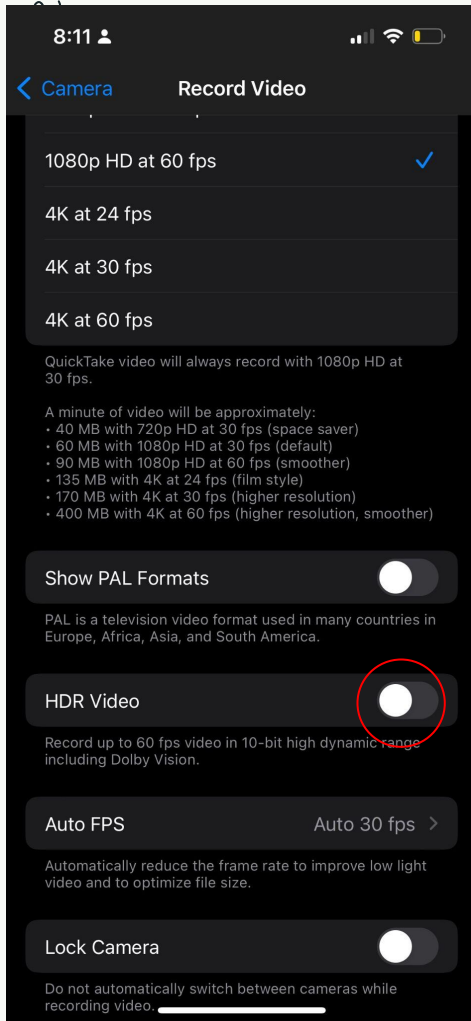
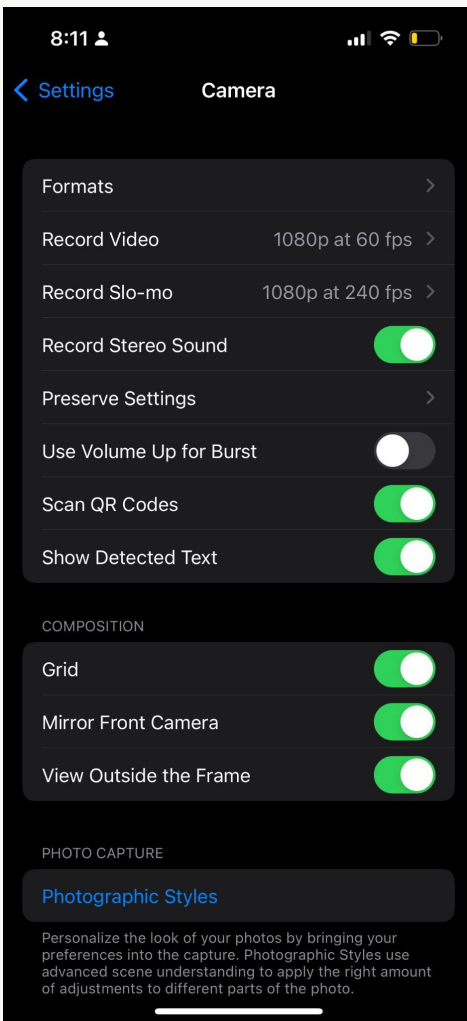
Tips for Iphone filming

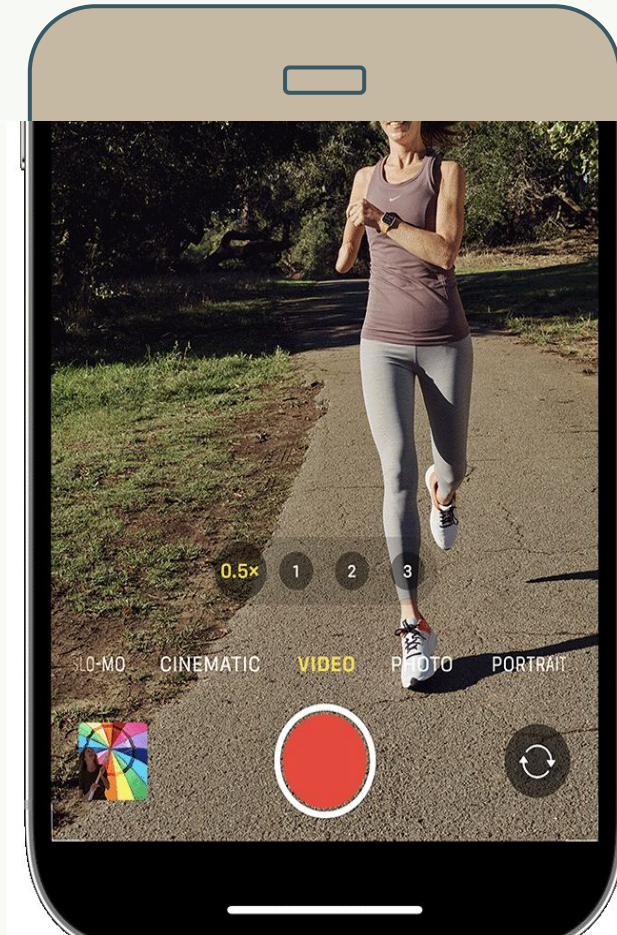




Understanding your settings








Experiment with Slow-Motion, Time-Lapse, Cinematic Mode



A pair of hands is shown holding a smartphone horizontally. The phone's screen is white and displays the text 'Make an effort to BE STEADY. The smallest shakes will be seen.' in a bold, black, sans-serif font. The phone has a black bezel and a visible camera lens on the left side. The background is plain white.

**Make an effort to BE
STEADY. The smallest
shakes will be seen.**


**Always film with two hands
and in landscape.**




Lighting

- Avoid filming in direct harsh sunlight, unless it's during golden hour (first and last hour of sunlight). Try using daylight as opposed to flourcents.
- Experiment with highlight and shadows when adjusting angle and light.
- Plan lighting cues far ahead so I can try and help with the gear.

Rule of Thirds



Try out different angles and perspectives to create a visually interesting story.



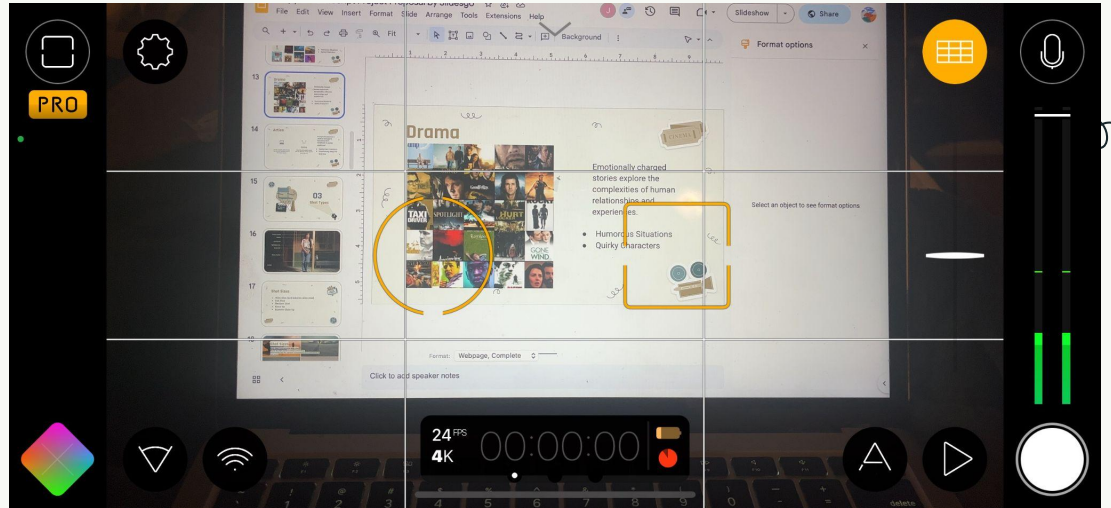


Sound Matters!!

- Choose quiet locations.
- Use another phone to pick up audio, either hidden in the clothing of the actor or being held by a groupmate. Afterwards sync up sound with the video when editing.
- Record room tone.

Filmic Pro: Free App

- Has a awesome steady zoom
- Adjust mic gain
- Stabilization
- Change to stereo audio
- Adjust brightness, colour temperature, saturation,
- Soooo many cool features





ISO 57 1/48 5083K MIN 691 HEVC8 Natural

White balance locked



5112

4



A

B



Editing Softwares



InShot



DaVinci Resolve



Thanks!

Do you have any questions?

CREDITS: This presentation template was created by **Slidesgo**, including icons by **Flaticon** and infographics & images by **Freepik**

Please keep this slide for attribution

